

3" Non-Metallic Models

EXP SERIES PUMPS

ARO® EXP 3" non-metallic pumps achieve flow rates of up to 285 GPM (1079 LPM) and offer a wide array of material and porting configurations. 3" non-metallic pumps are often used for transfer, filling, recirculation and batching in Chemical, Industrial and Water/Wastewater treatment markets.

Ratio:	1:1
Maximum GPM (LPM):	285 (1079)
Displacement per cycle Gallons (Liters):	2.80 (10.6)
Air Inlet (Female):	3/4 - 14 N.P.T.
Fluid Inlet/Outlet:	3" ANSI/DIN flange
Max. operating pressure psi (bar):	120 (8.3)
Suspended solids max. dia. in. (mm):	3/8" (9.5)
Weight lbs (kg):	Polypropylene 170 (77.11) PVDF 242 (109.77)
Maximum dry suction lift ft (m):	20.5 (6.3)
Sound Level:	70 PSI 60 Cycles/Min 85.0 db(A)
Muffler Included:	67389

UPGRADE
PUMP FOR REMOTE
ACTUATION CAPABILITY



Ordering

Position	1	2		3	4	5		6	7	8		9	10	11
Example:	PX30	P	-	X	X	S	-	X	X	X	-	A	X	X

Position 1 Model Series	Position 2 Center Section	Position 3 Connections	Position 4 Wetted Parts	Position 5 Hardware	Position 6 Seat Material	Position 7 Ball Material	Position 8 Diaphragm Material	Position 9
PD30 - Standard Pump PE30† - Electronic Interface Accessible Pump	P - Polypropylene	D - 3" ANSI 4-hole Flange F - 3" DIN 8-hole Flange	K - PVDF P - Polypropylene	S - SS	K - PVDF P - Polypropylene	A - Santoprene® C - Hytrel® G - Nitrile T - PTFE V - Viton®	A - Santoprene® C - Hytrel® G - Buna-N L - Long-Life PTFE T - PTFE/Santoprene®	Revision Level Position 10 & 11 Specialty Code Fluid control options for pump with electronic interface (PE30 model). See complete description on page 27

Hytrel® is a registered trademark of DuPont company, Santoprene® is registered trademark of Monsanto and Viton® is a registered trademark of ExxonMobil

Accessories

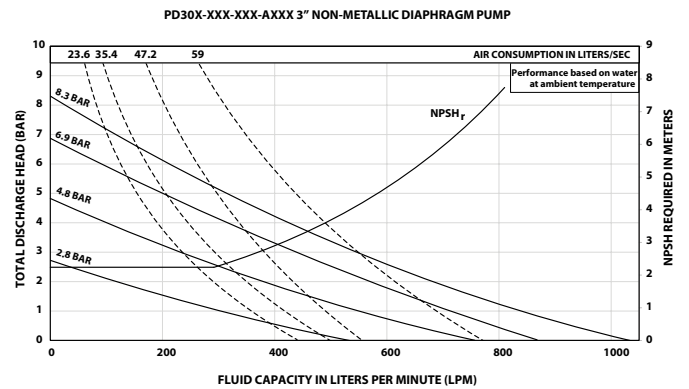
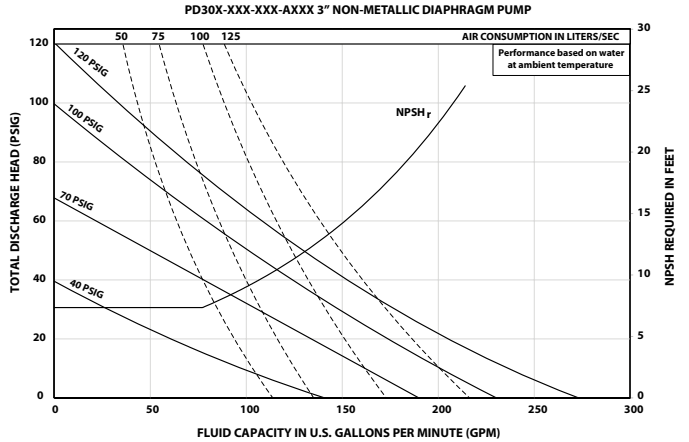
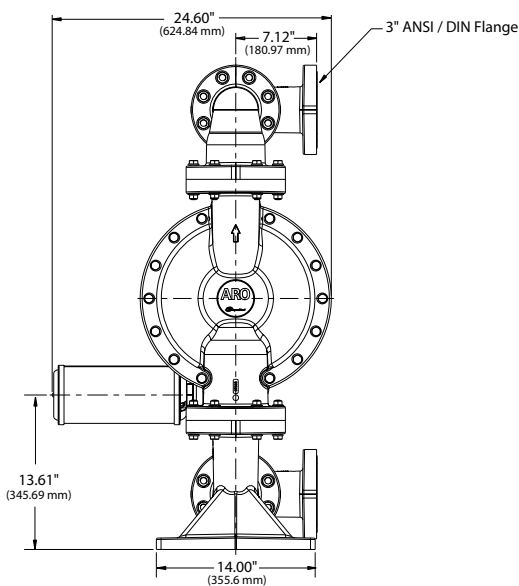
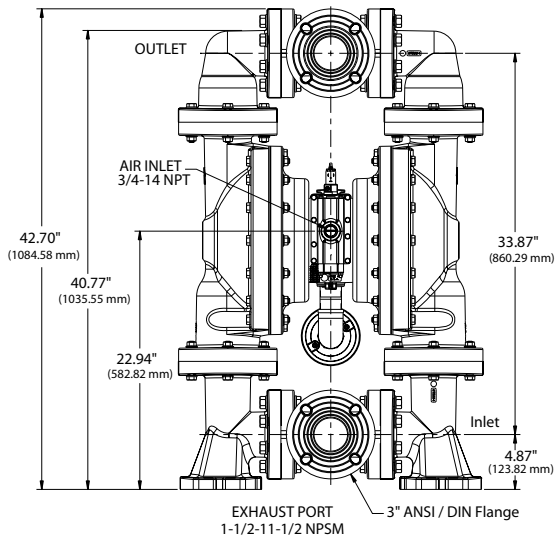
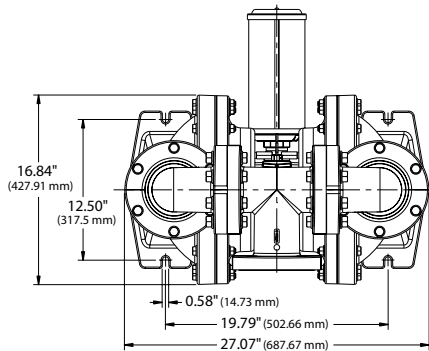
Air Line Connection Kit | 66109

(Piggyback Filter/Regulator with gauge, pipe nipple and 5-foot air hose)

Diaphragm Failure Detection | Kit No.67237

Service Repair Kits | 637369 (air motor), 637447-XXX (fluid section with seats), 637374-X (major air valve assembly)

3" Non-Metallic Dimensions and Flow Charts



Performance based on an elastomeric fitted pump, flooded suction with water at ambient conditions. Due to varying materials of construction, assembly configurations and operating conditions, published data is for reference only

Ordering Position 10

Specialty Code 1 (Blank if no Specialty Code)

- | | |
|---------------------|--|
| A - Solenoid 120VAC | G - Solenoid 12VDC ATEX/IECex* |
| B - Solenoid 12VDC | H - Solenoid 24VDC ATEX/IECex* |
| C - Solenoid 240VAC | J - 120VAC NEC/CEC* |
| D - Solenoid 24VDC | K - Solenoid 220VAC ATEX/IECex* |
| E - 12vDC NEC/CEC* | N - Solenoid with no coil |
| F - 24vDC NEC/CEC* | O - Standard Valve Block (No Solenoid) |
| | P - Ported Motor (No major valve provided) |

Ordering Position 11

Specialty Code 2 (Blank if no Specialty Code)

- | | |
|--|--|
| E - End of stroke feedback + Leak Detection | L - Leak Detection |
| F - End of stroke feedback | M - Leak Detection ATEX/IECex/NEC/CEC* |
| G - End of Stroke ATEX/IECex* | O - No Option |
| H - End of Stroke/Leak Detection ATEX/IECex* | R - End of Stroke Feedback NEC / CEC* |
| | T - End of Stroke Feedback + Leak Detection NEC / CEC* |

* Acceptable for use in hazardous locations. - NEC / CEC: Class I&II, Div 1&2, Group A-D
- ATEX: Zone 1&2, 21&22