

- Regola il flusso nei gruppi di distribuzione che effettuano trattamenti proporzionali ai giri motore (DPM)
- Struttura in Nylon rinforzato con fibra di vetro
- Particolari interni in Delrin® e acciaio Inox AISI 303
- Guarnizioni in Viton®

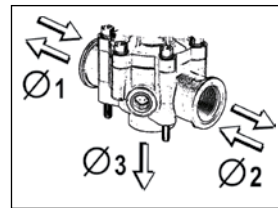
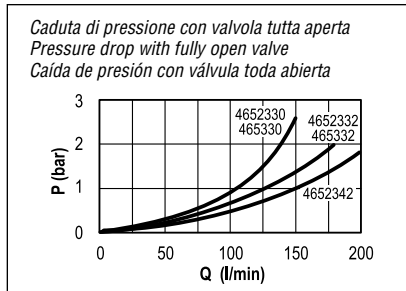
- Adjusts the flow in the control units in which treatments vary in proportion with engine rpm (DPM)
- Fibreglass reinforced Nylon body
- Internal parts in Delrin® and AISI 303 stainless steel
- Gaskets made of Viton®

- Regula el flujo en los grupos de distribución que efectúan tratamientos proporcionales a las revoluciones del motor (DPM)
- Estructura de Nylon reforzado con fibra de vidrio
- Piezas interiores de Delrin® y acero Inox AISI 303
- Juntas de Viton®

## Valvola di regolazione proporzionale manuale attacco filettato

## Manual proportional control valve with threaded coupling

## Válvula de regulación proporcional manual con conexión enroscada



COD. CODE CÓD.	⌚		🔧 @ 1.5 bar @ 22 PSI		Ø1 BSP	Ø2 BSP	Ø3 BSP
	bar	PSI	lt/1'	US GPM			
<b>465 2330</b>	20	290	125	33	G 3/4 F	G 3/4 F	G 3/4 F
<b>465 330</b>	50	725	125	33			
<b>465 2332</b>	20	290	160	42			
<b>465 332</b>	50	725	160	42	G 1 M	G 1 M	G 1 M
<b>465 2342</b>	20	290	180	48			

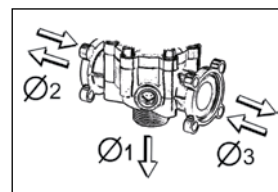
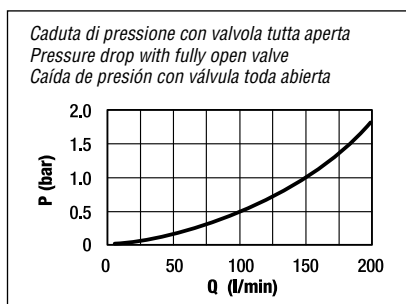


	A	B	C
mm	120	148	87
inches	4,5"	6"	3,5"

## Valvola di regolazione proporzionale manuale attacco flangiato

## Manual proportional control valve with flanged coupling

## Válvula de regulación proporcional manual con brida de conexión



COD. CODE CÓD.	⌚		🔧 @ 1.5 bar @ 22 PSI		Ø1 BSP	Ø2	Ø3
	bar	PSI	lt/1'	US GPM			
<b>465 2322</b>	20	290	180	48	G1 M	863	863



	A	B	C
mm	124	148	87
inches	4,9"	6"	3,5"

F= femmina  
M= maschio

F= female  
M= male

F= hembra  
M= macho

Flange di accoppiamento e accessori per valvole modulari, pag. 128

Adapters and accessories for modular valves, page 128

Bridas de acoplamiento y accesorios para válvulas modulares, pág. 128