

Stainless Steel Solenoid Valve S6021 Series (G3/8", G1/2", G3/4", G1", G1 1/4", G1 1/2", G2")

GENERAL FEATURES

- Wide pressure range, a flow rate and orifice options.
- Solenoid valves are used with the filter.
- Solenoid valves can be mounted in any position without affecting its operation.
- Coil to be used in a vertical position.
- Don't require any differential pressure.
- Suitable for non-aggressive liquids (water, light oil etc...), gaseous fluids (air, inert gases etc...)

ELECTRICAL CHARACTERISTICS

Continuous Duty	: ED %100
Coil Insulation Class	: H (180°C)(IEC 85)
Coil Impregnation	: Polyester Fiber Glass
Ambient Temperature	: -10°C, +60°C
Protection Degree	: IP65 (ISO 60529) On request; IP68
Electric Plug Connection	: DIN 46340 3-Poles Connector (DIN 43650)
Connector Specification	: ISO 4400 / EN 175301-803 Form A, Spade Plug (Cable Ø6-8 mm)
Electrical Safety	: IEC 335
Standard Voltages	: AC 220V 33VA, 220V 56VA, 220V 70VA, 220V 20VA, 110V 42VA, 110V 33VA, 24V 48VA, 24V 42VA DC 24V 48W, 24V 20W, 12V 52W, 12V 20W, 110V 20W

On request other voltages

Voltages Tolerance	: AC -15%, +10% DC -5%, +10%
Frequency	: 50 Hz (60 Hz...)

On request; Connector with LED, PWM Socket Specify coil voltage with order

MATERIALS IN CONTACT WITH FLUID

Body	: Stainless Steel (AISI 304)
Internal Parts	: Stainless Steel
Sealing	: EPDM
Shading Ring	: Copper (EN 12735-1)
Seats, Core Tube, Springs	: Stainless Steel

OPTIONS

- Female connection: BSP; (On request NPT)
- On request Atex (exproof) coil.

TECHNICAL FEATURES

Max. Viscosity	: 5°E (-37cST veya mm ² /s)
Response Time	: Opening time : 400 ms - 1600 ms Closing Time : 1000 ms - 2000 ms

SEALS FEATURES

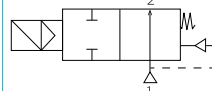
NBR	: -10°C...+80°C
EPDM	: -10°C...+130°C
VITON	: -10°C...+160°C
PTFE	: -10°C...+160°C
RUBY	: -10°C...+160°C

STANDARDS

• Standard tube connection G (BSP) (ISO 228-1) and other tube connections (NPT (ANSI 120.3)) are available on request.

• TORIK solenoid valves 97/23/EC, are available for pressure equipment directive (PED) and 2006/95/ECC low voltage directive (LVD).

Not: Please look catalogues for more details

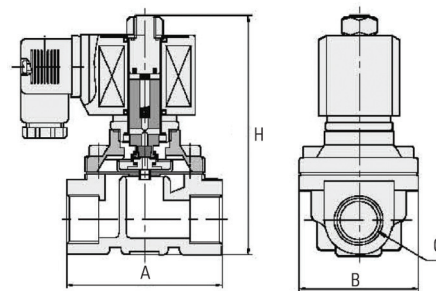
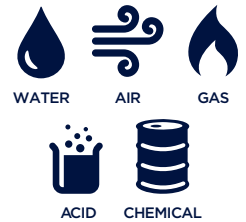


NORMALLY OPEN

2/2 WAY

PILOT OPERATED

ΔP=0



Dimensions (mm)

	G	A	B	H
3/8"	69	57	135	
1/2"	69	57	135	
3/4"	73	57	142	
1"	99	77.5	150	
1 1/4"	112	86.5	180	
1 1/2"	123	94	190	
2"	168	123	216	

Solenoid Valve Symbol	Valve Type/ Order No	Connection Size	Orifice Size	Pressure min/max		Kv	Seal	Option		Weight	
				Bar	Bar			NBR	Viton		EPDM
	S6021	G	mm	Bar	Bar	l/min	NBR	Viton	EPDM	kg	
	S6021.02	3/8"	16	0	5	3	69	✓	✓	✓	1,15
	S6021.03	1/2"	16	0	5	3	69	✓	✓	✓	1,10
	S6021.04	3/4"	20	0	5	3	108	✓	✓	✓	1,12
	S6021.05	1"	25	0	5	3	172	✓	✓	✓	1,30
	S6021.06	1 1/4"	32	0	5	3	345	✓	✓	✓	3,55
	S6021.07	1 1/2"	40	0	5	3	415	✓	✓	✓	3,45
	S6021.08	2"	50	0	5	3	690	✓	✓	✓	3,88